

A study on wear and machinability of AZ series (AZ01-AZ91) cast magnesium alloys

B. Akyüz*

Department of Mechanical and Manufacturing Engineering, Bilecik S. E. University, 11200 Bilecik, Turkey

Received 2 February 2014, received in revised form 17 February 2014, accepted 18 March 2014

Abstract

This study investigated the effect of aluminum (Al%) amount found in AZ series magnesium alloys on hardness, wear resistance, and machinability. The amount of zinc (1 % Zn) used in the experiment was kept fixed, and changes on hardness, wear resistance, and machinability were analyzed depending on the increase in the amount of Al%. To this end, AZ series magnesium alloys (AZ01, AZ21, AZ41, AZ61 and AZ91) (that include aluminum at rates ranging from 0 up to 9 %) were used in the study. It was observed in AZ series magnesium alloys that intermetallic phase in microstructure (β -Mg₁₇Al₁₂) affected hardness, wear resistance, and machinability of the alloy depending on the increase in Al amount. It was established that Mg₁₇Al₁₂ intermetallic phase in the microstructure of AZ91 alloy increased the machinability of the alloy.

Key words: machinability, cutting force, wear resistance, AZ series magnesium alloys, flank build-up

1. Introduction

Magnesium and its alloys have numerous areas of use due to their mechanical, physical, and chemical properties. In addition to possessing especially low density, high strength, and wear properties, such characteristics of these alloys as being among the lightest construction metals, and also weight-strength and weight-hardness properties enabled use of these alloys in many areas, predominantly in logistics, automotive, and aviation [1–3]. For this reason, recent years saw an increase in the number of studies on the preparation of magnesium alloys with varying alloy properties and on the development of such characteristics as mechanical properties, hardness, and wear [4, 5].

It is of importance for magnesium alloys to be used predominantly in automotive, aviation and logistics sectors in terms of reducing weight, efficient use of energy resources, and decreasing environmentally harmful emissions (SO_x, CO₂, and NO_x emissions). Within this scope, among the most commonly used magnesium alloys in today's industries are AZ series magnesium alloys (aluminum (Al), zinc (Zn)) [6–8]. Studies conducted on magnesium alloys are ob-

served to generally focus on such subjects as microstructure and mechanical properties analyses, hardness, and creep properties. To this end, different alloys are being obtained for the reason of improving the said properties, and tests are carried out on these alloys. However, studies conducted on the machinability of magnesium alloys are quite scarce and insufficient. Studies on the machinability of magnesium alloys generally concentrated on chip formation, cutting material, and especially Flank Build-up (FBU) formation and the relation of burning [9–11].

Our literature review concluded that a study that investigated the effect of Al% amount in AZ series magnesium alloys on wear resistance and machinability was non-existent. This study examined the effect of alloy components in AZ series magnesium alloys containing Al% at different rates (ranging from 0 up to 9 %) on wear resistance and machinability. Changes in hardness, wear resistance, and machinability depending on the increase in Al% amount were investigated keeping the zinc amount (1 % Zn – zinc) fixed in alloys used in the experiment. By investigating microstructure characteristics of these alloys named the AZ series magnesium alloys (AZ01 – AZ91), the effect of inter-

*Corresponding author: tel.: +90 228 214 15 42; fax: +90 228 214 12 22; e-mail address: birol.akyuz@bilecik.edu.tr

Table 1. Chemical composition of the studied AZ series magnesium alloys in wt.%

| Alloys* | Al | Zn | Mn | Si | Fe | Mg |
|---------|-----|-----|------|------|------|------|
| AZ01 | 0.4 | 1.2 | 0.12 | 0.13 | 0.02 | rest |
| AZ21 | 1.9 | 1.2 | 0.13 | 0.08 | 0.02 | rest |
| AZ41 | 4.3 | 1.2 | 0.11 | 0.09 | 0.02 | rest |
| AZ61 | 6.5 | 1.2 | 0.15 | 0.11 | 0.02 | rest |
| AZ91 | 9.5 | 1.2 | 0.11 | 0.12 | 0.02 | rest |

* “A” refers to Al content and “Z” refers to Zn content in the alloy

metallic phases on mechanical properties, wear, and machinability was analyzed. Within this scope, this study is important.

2. Experimental procedure

2.1. Microstructural, XRD and mechanical properties

AZ series magnesium alloys (AZ01 – AZ91) were used in the experimental study. Mg, Al, and Zn bulions at 99 % purity used in the experimental study were purchased from Bilginoglu Metal Co. These alloys were obtained by casting method and melted in a specially designed atmosphere-controlled furnace (750 °C). A graphite crucible with 5 kg magnesium melting capacity was used to melt magnesium alloys. Protective argon gas was released in the furnace during the whole melting process in an aim to prevent the contact of the molten metal with atmosphere inhibiting ignition. After the alloy reached casting temperature, molten liquid metal was casted into a mold from below the melting furnace (by using SF₆ protective gas). Zn addition was carried out 3 min before the casting to avoid loss of Zn due to vaporization. Protective gas (CO₂ + SF₆ gas) was released in the mold to prevent ignition during casting. Cylindrical samples used in the experiment were formed as a result of casting into metal molds. Samples were prepared by casting in metal mold preheated to 250 °C under protective SF₆ gas. Samples obtained by casting were 24 mm in diameter and 200 mm in length. The chemical compositions of the alloys used in casting were determined by Spectrolab M8 Optical Emission Spectrometry (OES). A study by Unal [12] can be referred to for detailed information on casting methods of magnesium alloys. Components of alloys used in the study are given in Table 1. Microstructure analysis, hardness, wear, and machinability tests were carried out on these samples that were obtained by casting method.

Of the samples used in microstructure analyses

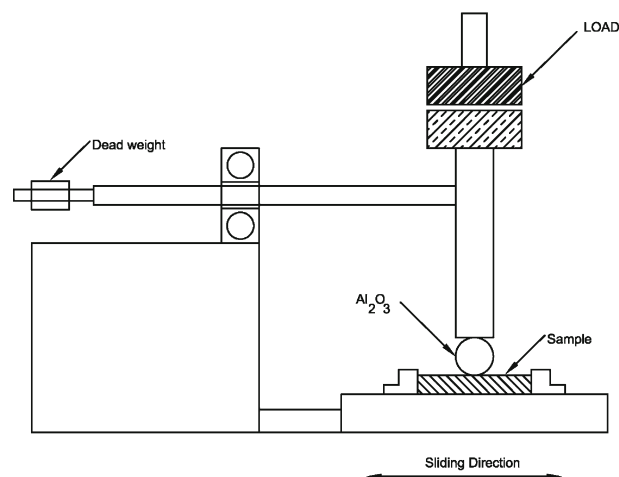


Fig. 1. Schematic view of the reciprocating wear tester utilized in this study.

and hardness tests of alloys, 5 of each (15 mm in diameter and 12 mm in length) were prepared. Surfaces of these samples were cleaned by sanding (using emery papers from 200 up to 12 grits). Then, the surfaces of these samples were polished by diamond paste (6, 3 and 1 μm, respectively). Following polishing process, surfaces of samples were etched in a specially prepared solution (contents: 100 ml ethanol, 5 ml acetic acid, 6 g picric acid, and 10 ml water). Microstructures of etched samples were then analyzed (Nikon Eclipse LV150). X-ray diffraction (XRD) analyses (Panalytical-Empyrean) were carried out under Cu Kα radiation with an incidence beam angle of 2°. Later on, hardness tests were conducted. Test data on mean hardness values of alloys used in the study were obtained (Shimadzu HMV-2). Hardness tests were conducted by applying two different loads (0.5 and 10 N) on surface of test samples for 20 s. Each measurement was repeated at least 10 times. Then, hardness values of alloys were determined by averaging the values applied on sample surfaces at different loads.

Wear tests of AZ series magnesium alloy experimental samples (15 mm in diameter and 12 mm in length) were carried out on a pin-on disk test device (Tribotester TM, Clichy) (Fig. 1). At the end of wear test, sizes of marks left on sample surfaces were measured and thus wear resistances of samples were estimated. Wear tests were performed on a reciprocating wear tester under a load of 4 N. Al₂O₃ balls having a 6 mm diameter rub on the surfaces of the samples with a sliding speed of 5 mm s⁻¹. The stroke of the Al₂O₃ balls was 5 mm for the total sliding distance of 25 m. Wear test samples had 15 mm diameter and 10 mm length. The coefficient of friction and frictional force were continuously recorded throughout the wear tests. Contact sur-

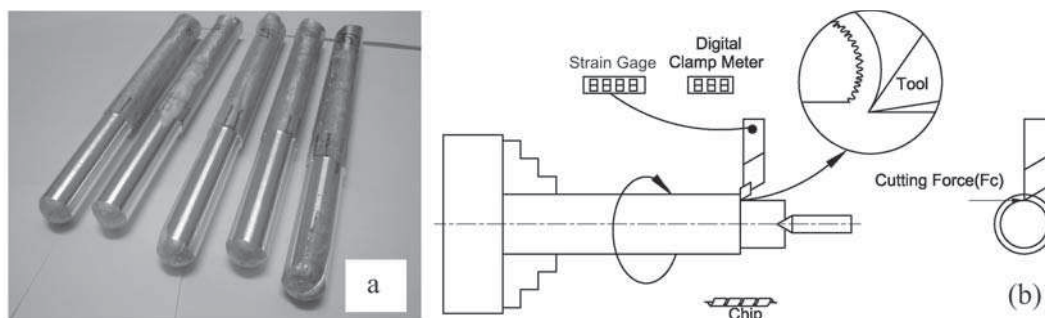


Fig. 2. Test samples of AZ series Mg alloys (a), schematic representation of experimental set-up with strain gage (b).

Table 2. Machining parameters and conditions used during the test

| Parameters and conditions | | | | | | |
|---------------------------|----------------------------------|----------|-----------|---------------|----------|-----------------|
| Operations | Turning | | | | | |
| Feed rate (f) | 0.10 mm rev ⁻¹ | | | | | |
| Depth of cut (DoC) | 0.5 mm | | | | | |
| Cutting speed (V_c) | 56, 112, 168 m min ⁻¹ | | | | | |
| Lubricant & | Dry cutting / Orthogonal | | | | | |
| Coolant/Cutting | AZ series Mg alloys (AZ01–AZ91) | | | | | |
| Workpiece materials | Taegutec CCGT 120408 FL K10 | | | | | |
| Cutting tool | α | γ | λ | ε | κ | r_ε |
| | 7° | 5° | 0° | 80° | 50° | 0.8 mm |

faces of the samples were examined using a surface profilometer (Dektak TM6M). Wear test conducted in the experimental study is given schematically in Fig. 1.

2.2. Machining properties

In this study, data on cutting speeds were obtained by keeping the chip section fixed in various cutting speeds on AZ series magnesium alloys prepared by casting method (Fig. 2a). Machinability of alloys was investigated by the obtained cutting forces. Cylindrical samples with 20 mm diameter and 190 mm length were used in experiments. Samples were processed in the lathe machine by binding between the chuck and tailstock. DMG CTX Alpha 300 CNC lathe machine was used in machining tests. Data on cutting forces were obtained by conducting cylindrical turning process under dry machining conditions and vertical processing method on samples. Polycrystalline Diamond (PCD) (CCGT 120408 FL K10) was used as the cutting edge. Data on cutting forces were obtained from specially designed strain gage (Fig. 2b). Surface roughness values of sample surfaces were measured by Time-TR200. Machining parameters used in the study are given in Table 2.

3. Experimental results and discussion

3.1. Microstructural, XRD and mechanical properties

Microstructure photographs and XRD patterns of AZ series magnesium alloys used in the study are given in Figs. 3a–d and 4, respectively. Microstructure of magnesium alloys analyzed in the study was generally observed to be made up of α -Mg matrix and $Mg_{17}Al_{12}$ intermetallic phase along with $\alpha + \beta$ eutectic phase. Among the studied alloys, AZ91 alloy was significantly observed to have intermetallic phase (β - $Mg_{17}Al_{12}$) (Fig. 3d). It was established that location and form of intermetallic phases found in the microstructure changed depending on the Al% amount in alloys (Fig. 3a–d). In AZ series magnesium alloys, the fact that intermetallic phase (β - $Mg_{17}Al_{12}$) within the microstructure occurred in the form of a network around α -Mg matrix was reported in studies [6, 13, 14]. It was noted in literature that intermetallic phase form and formation within the microstructure in AZ series alloys (β - $Mg_{17}Al_{12}$) were related with the presence of Zn and Al% amount. It is known that β intermetallic phase started to become evident thanks to Al amount within the alloy increasing above 3 % and microstructure shifted due to changes in the solidification

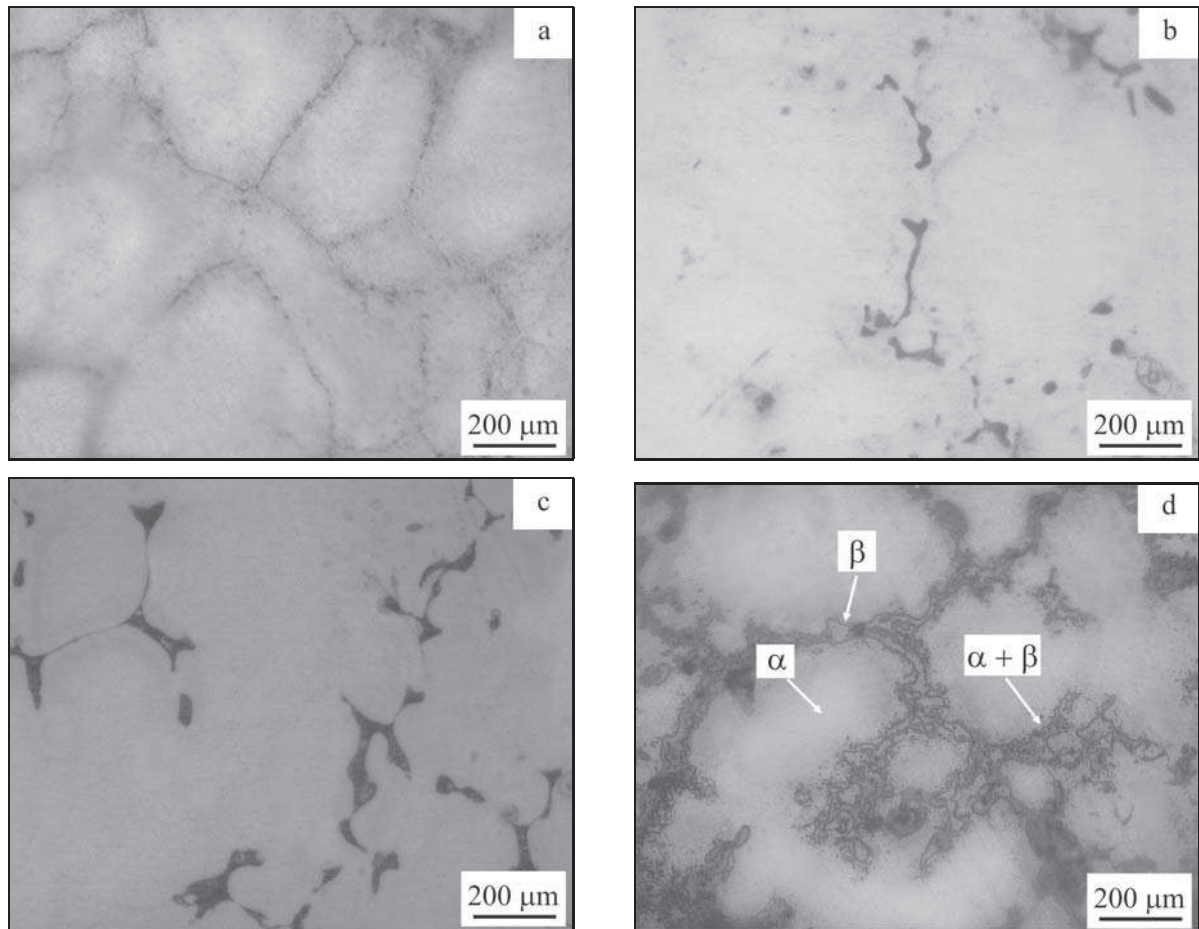


Fig. 3. Optical micrographs of AZ21 (a), AZ41 (b), AZ61 (c), and AZ91 (d) Mg alloys.

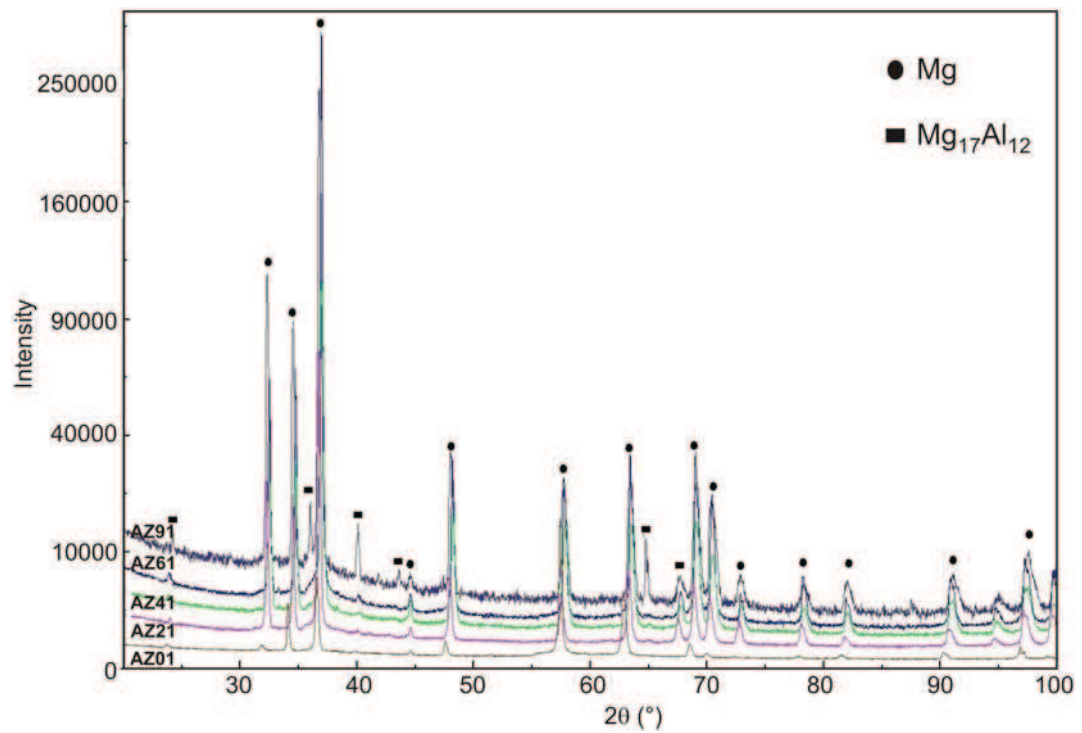


Fig. 4. XRD patterns of AZ series Mg alloys.

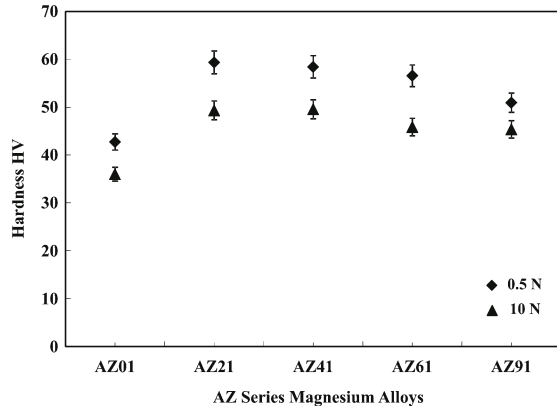


Fig. 5. Hardness (HV) of AZ series Mg alloys.

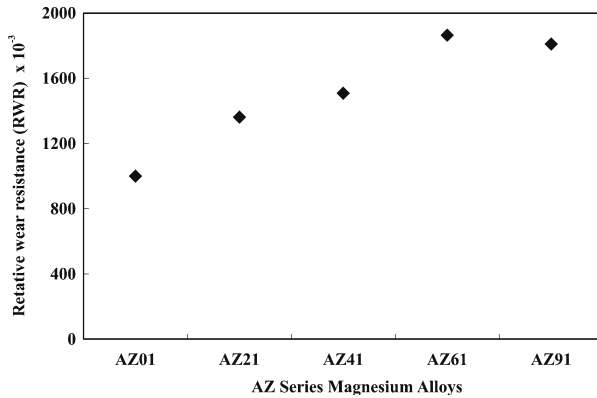


Fig. 6. Relative wear resistance of AZ series Mg alloys.

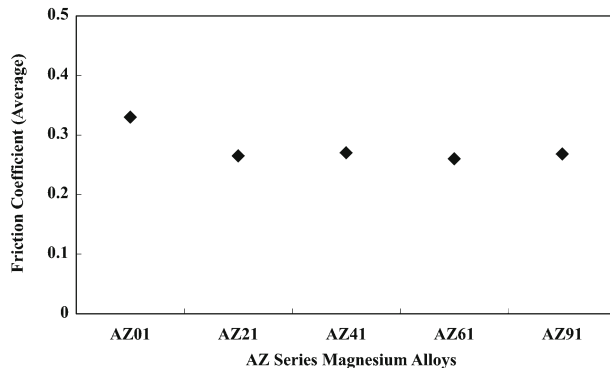
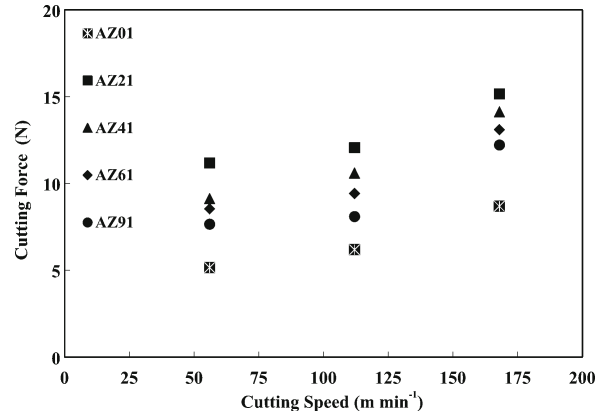


Fig. 7. Friction coefficient (average) of AZ series Mg alloys.

ation behavior [6, 9, 13–17]. Microstructure images of magnesium alloys obtained in this study (Fig. 3a–d) and XRD pattern (Fig. 4) data are in accordance with literature.

Data on hardness and wear values of AZ series alloys are given in Figs. 5–7. When checked the mean hardness values of alloys used in the study (Fig. 5),

Fig. 8. Relationship between cutting forces and alloy compositions of AZ series Mg alloys (DoC = 0.5 mm, $f = 0.10 \text{ mm rev}^{-1}$).

AZ21 was observed to have the highest hardness. From AZ21, a downward decrease was observed in hardness values of alloys. While the hardness of AZ21 was estimated as 50.2HV_{10} , AZ91 was measured as 45.3HV_{10} . The order of alloy hardness ranged from the highest to the lowest as AZ21, AZ41, AZ61 and AZ91, respectively.

Data obtained from the wear experiments are given in Figs. 6, 7. The highest wear resistances were measured in AZ61 and AZ91 alloys. Based on wear experiment data, wear resistances of AZ series magnesium alloys demonstrated an increase in an order from AZ01 up to AZ91 (Fig. 6). Wear resistance of alloys rose in proportion to the increase in Al% amount within the series. AZ91 alloys showed a wear resistance 80.9 % higher compared to AZ01 alloy and 32.8 % higher compared to AZ21 alloy (Fig. 6). The reason for AZ91 alloy to demonstrate a higher wear resistance compared to AZ21 alloy was due to the intermetallic phase ($\beta\text{-Mg}_{17}\text{Al}_{12}$) found in the microstructure of AZ91. It was observed that intermetallic phase ($\beta\text{-Mg}_{17}\text{Al}_{12}$) formed due to the effect/presence of Zn in AZ series magnesium alloys and due to increase in Al% amount rose wear resistance. A significant difference was not found between the friction coefficients of alloys used in the experiment (Fig. 7).

3.2. Machining properties

Data on cutting forces of alloys were obtained by keeping the chip section fixed at various cutting speeds in the experimental study (Fig. 8). The highest of the cutting forces in three separate cutting speeds selected in the experiment was obtained from AZ21 alloy. In all alloys, an increase was observed in cutting forces due to increases in cutting speeds (with chip section fixed) (Fig. 8). All cutting forces were ordered from the highest down as AZ21, AZ41, AZ61 and AZ91,




Fig. 9. SEM image of cutting tool tip used for machining of unused (a), AZ21 (b), AZ41 (c), AZ61 (d), and AZ91 (e) magnesium alloys ($V_c = 168 \text{ m min}^{-1}$, DoC = 0.5 mm, $f = 0.10 \text{ mm rev}^{-1}$).

respectively. It was observed in AZ series magnesium alloys that cutting forces increased in line with cutting speed rise (Fig. 8). While the highest cutting force value among alloys was 15.2 N at $V_c = 168 \text{ m min}^{-1}$ cutting speed in AZ alloy, it was measured as 12.2 N in AZ91 alloy. The lowest cutting force was obtained as 11.1 N in AZ21 and 7.6 N in AZ91 alloy at 56 m min^{-1} cutting speed.

Depending on the increase in Al% amount in AZ series alloys, intermetallic phase ($\beta\text{-Mg}_{17}\text{Al}_{12}$) found in microstructure was observed to have an effect on cutting forces. Among the studied alloys, the fact that intermetallic phase ($\beta\text{-Mg}_{17}\text{Al}_{12}$) with harder and more fragile properties within the microstructure [9] found in AZ91 alloy at a higher rate/more significantly had an impact in the manner of reducing cutting forces. For this reason, cutting forces turned out

to be lower in AZ91. Decrease in cutting forces also boosted the machinability of the said alloy. The fact that intermetallic phase ($\beta\text{-Mg}_{17}\text{Al}_{12}$) with hard and fragile property within the structure of AZ21 alloy did not form enough/was not observed in grain boundaries might be the reason for increases in cutting forces. In AZ21 alloy, it is believed to result from high cutting forces, solid solution strengthening [6, 9], and dislocation build-up. Depending on cutting speed, it may be noted that the increase in cutting forces occurred due to dislocation build-up with chips in cutting edge. Such a build-up occurring more in AZ21 alloy causes an increase in cutting forces. A decrease occurs in cutting forces as a result of brittle breaks in chips due to the fact that intermetallic phase ($\beta\text{-Mg}_{17}\text{Al}_{12}$) in AZ91 alloy having hard and fragile properties. Data obtained in this section and microstructure analyses,

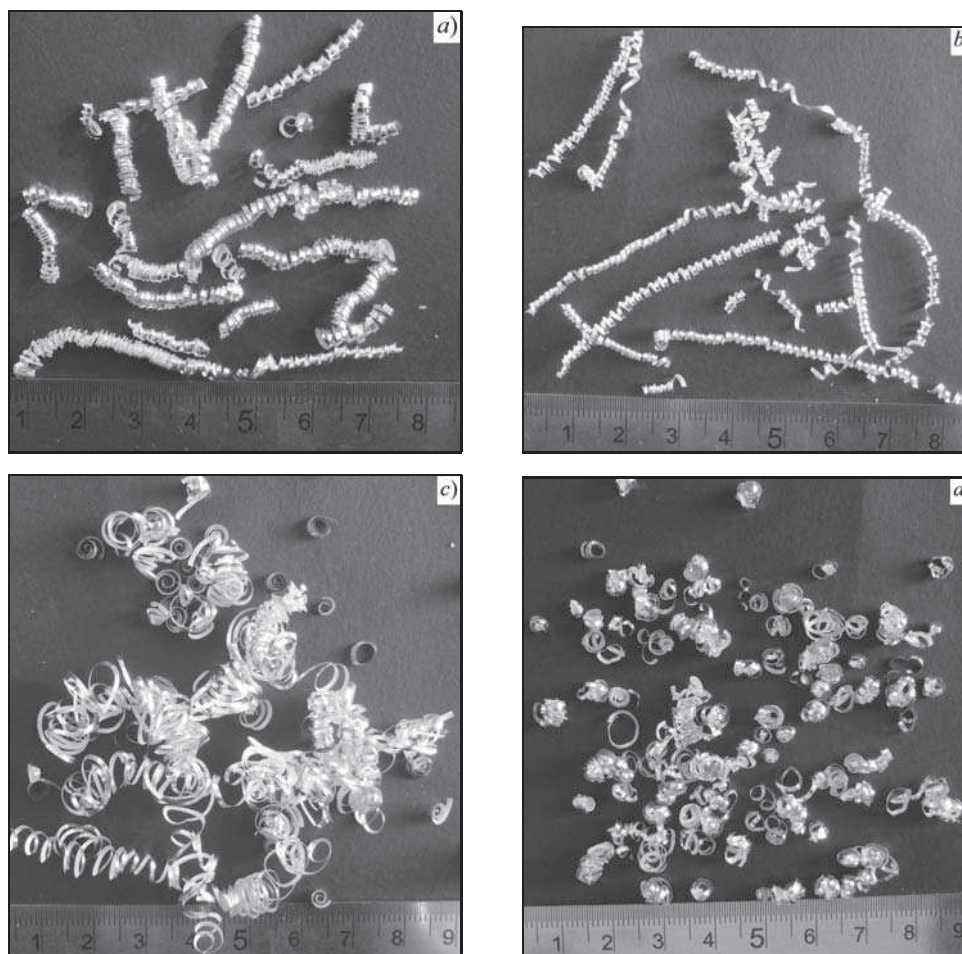


Fig. 10. Chip formation of AZ series Mg alloys ($V_c = 168 \text{ m min}^{-1}$, $\text{DoC} = 0.5 \text{ mm}$, $f = 0.10 \text{ mm rev}^{-1}$).

hardness and wear test results in previous sections support each other. Results obtained from the study are in concordance with literature [6, 13].

Images of cutting edges with which alloys used in the experiment were machined are given in Fig. 9. It was observed that Flank Build-up (FBU) occurred due to dry friction between the work piece and cutting edge surface during the machining of alloys and that cutting edge was worn. The wear was established as deeper on the cutting edge with which AZ91 alloy was machined (Fig. 9e). It was reported in previous studies that Flank Build-up increased thanks to the effect of friction and heat occurred there [3, 9, 11, 18]. However, on the cutting edge with which AZ21 alloy was machined, chips were observed to advance along chip angle on the surface and that wear occurred on a wider surface (Fig. 9b).

Flank Build-up (FBU) formation increases along with Al% amount in alloy. It was reported that intermetallic phase ($\beta\text{-Mg}_{17}\text{Al}_{12}$) was formed in AZ91 alloy and that it affected the FBU formation [6, 9]. It is known that β intermetallic phase is related with Al amount within the construction and also β intermetallic phase increases in parallel with Al% amount.

It is also common that this raises FBU formation depending on the increase in wear resistance of alloy and is effective in tool wear.

Chip images obtained from the machining of samples (with fixed chip section) are given in Fig. 10. Chips obtained from AZ21 alloy were observed to be longer and in helical form compared chips from AZ91. Chips from AZ21 were firmer and in an overlapping form. Chips from AZ91 alloy were formed as smaller in length and intermittent (discontinuous). In AZ91 alloy, it may be noted that chips were smaller in size due to brittle breaks thanks to the effect of the intermetallic phase ($\beta\text{-Mg}_{17}\text{Al}_{12}$), and in AZ21 alloy, chips were longer due to ductile breaks (Fig. 10). From this viewpoint, intermetallic phase ($\text{Mg}_{17}\text{Al}_{12}$) was observed to have an effect on chip formation in AZ series magnesium alloys [6, 19]. It may be noted that chips obtained from AZ91 alloy were harder and more fragile compared to AZ21.

In the conducted experimental study, intermetallic phase ($\beta\text{-Mg}_{17}\text{Al}_{12}$) occurred/found in the microstructure of AZ series magnesium alloys was observed to have an effect on cutting forces. This study established that the machinability of alloys increased due

to the rise in Al% amount. Due to the fact that intermetallic phases demonstrated hard and fragile properties within the structure [6], a decrease was also observed in cutting forces. For this reason, machinability increased. Intermetallic phases were found to have an effect on Flank Build-up (FBU) formation between the cutting edge and sample surface contact point [11, 19].

4. Conclusions

– In addition to having an impact on formation, type, and form of intermetallic phases (β -Mg₁₇Al₁₂) also had an effect on the hardness, wear resistance, and machinability of the alloy.

– Wear resistance of alloys was observed to rise depending on the Al% amount in AZ series magnesium alloys.

– The alloy with the highest wear resistance among AZ series magnesium alloys is AZ91 alloy. This alloy is also the easiest to machine. The highest hardness values and cutting forces were obtained for AZ21. It had the lowest machinability within the series.

– Intermetallic phase (Mg₁₇Al₁₂) observed in the microstructure of AZ series magnesium alloys was found to have an effect on cutting forces and the machinability changed accordingly. It was established that the machinability of alloys increased depending on the rise in Al% amount in alloys.

– Intermetallic phases were observed to have an effect in the formation and breaking of chips. Chips were noted to have a brittle break and shorter lengths thanks to the impact of intermetallic phase in AZ91 alloy. Intermetallic phases were found to increase Flank Build-up formation in cutting tool edge.

References

- [1] Friedrich, H. E., Mordike, B. L.: Magnesium Technology. Berlin, Springer-Verlag Berlin 2006.
- [2] Mehta, D. S., Masood, S. H., Song, W. Q.: Journal of Materials Processing Technology, 155, 2004, p. 1526. [doi:10.1016/j.jmatprotec.2004.04.247](https://doi.org/10.1016/j.jmatprotec.2004.04.247)
- [3] Tönshoff, H. K., Denkena, B., Winkler, R. J., Podolsky, C.: Machining, Magnesium Technology, Metallurgy. Design Data Magnesium Technology. Berlin, Heidelberg, Springer-Verlag 2006.
- [4] Srinivasan, A., Ajithkumar, K. K., Swaminathan, J., Pillai, U. T. S., Pai, B. C.: Procedia Engineering, 55, 2013, p. 109. [doi:10.1016/j.proeng.2013.03.228](https://doi.org/10.1016/j.proeng.2013.03.228)
- [5] Li-Jie, C., Guo-Rui, M., Chun-Chong, T.: Trans. Nonferrous Met. Soc. China, 22, 2012, p. 2364. [doi:10.1016/S1003-6326\(11\)61472-6](https://doi.org/10.1016/S1003-6326(11)61472-6)
- [6] Akyuz, B.: Trans. Nonferrous Met. Soc. China, 23, 2013, p. 2243. [doi:10.1016/S1003-6326\(13\)62724-7](https://doi.org/10.1016/S1003-6326(13)62724-7)
- [7] King, J. F.: Technology of Magnesium and Magnesium Alloys, Magnesium Technology. Berlin, Springer-Verlag Berlin Heidelberg 2006.
- [8] King, J. F.: Development of Practical High Temperature Magnesium Casting Alloys. Magnesium Alloys and their Applications. Weinheim, WILEY-VCH Verlag GmbH 2000.
- [9] Tomac, N., Tønnesen, K., Mikac, T.: Strojarsstvo, 50, 2008, p. 63.
- [10] Tönshoff, H. K., Friemuth, T., Winkler, J., Podolsky, C.: Improving the Characteristics of Magnesium Workpieces by Burnishing Operations. Magnesium Alloys and their Applications. Weinheim, WILEY-VCH Verlag GmbH 2006.
- [11] Zhao, X. L., Tang, Y., Deng, W. J., Zhang, F. Y.: Key Engineering Materials, 329, 2007, p. 705. [doi:10.4028/www.scientific.net/KEM.329.705](https://doi.org/10.4028/www.scientific.net/KEM.329.705)
- [12] Unal, M.: An Investigation of Casting Properties of Magnesium Alloys. [PhD Thesis]. Ankara, Gazi University, Institute of Science and Technology 2008.
- [13] Candan, S., Unal, M., Koç, E., Turen, Y., Candan, E.: Journal of Alloys and Compounds, 509, 2011, p. 1958. [doi:10.1016/j.jallcom.2010.10.100](https://doi.org/10.1016/j.jallcom.2010.10.100)
- [14] Srinivasan, A., Swaminathan, J., Gunjan, M. K., Pillai, U. T. S., Pai, B. C.: Materials Science and Engineering A, 527, 2010, p. 1395. [doi:10.1016/j.msea.2009.10.008](https://doi.org/10.1016/j.msea.2009.10.008)
- [15] Ma, G. R., Li, X. L., Xiao, L., Li, Q. F.: Journal of Alloys and Compounds, 496, 2010, p. 577. [doi:10.1016/j.jallcom.2010.02.115](https://doi.org/10.1016/j.jallcom.2010.02.115)
- [16] Dargusch, M. S., Bowles, A. L., Pettersen, K., Bakke, P., Dunlop, G. L.: Metallurgical and Materials Transactions A, 35, 2004, p. 1905.
- [17] Xin-Lin, L., Yan-Bin, C., Xiang, W., Guo-Rui, M. A.: Trans. Nonferrous Met. Soc. China, 20, 2010, p. 393. [doi:10.1016/S1003-6326\(10\)60504-3](https://doi.org/10.1016/S1003-6326(10)60504-3)
- [18] Tönshoff, H. K., Winkler, J.: Surface and Coating Technology, 94, 1997, p. 610. [doi:10.1016/S0257-8972\(97\)00505-7](https://doi.org/10.1016/S0257-8972(97)00505-7)
- [19] Liu, K., Li, X. P., Liang, S. Y.: Int. J Adv. Manuf. Technology, 33, 2007, p. 875. [doi:10.1007/s00170-006-0531-5](https://doi.org/10.1007/s00170-006-0531-5)

Site

Client

proxystylesheet

Output



Search

allAreas

JOURNAL SEARCH

Search Terms: KOVOVE MATERIALY-METALLIC MATERIALS

Total journals found: 1

The following title(s) matched your request:

Journals 1-1 (of 1)

FORMAT FOR PRINT



KOVOVE MATERIALY-METALLIC MATERIALS

Bimonthly ISSN: 0023-432X

REDAKCIA KOVOVE MATERIALY, UL RACIANSKA 75, PO BOX 95, BRATISLAVA 38, SLOVAKIA, 830 08

[Coverage](#)

[Science Citation Index Expanded](#)

[Current Contents - Engineering, Computing & Technology](#)

Journals 1-1 (of 1)

FORMAT FOR PRINT



Search Terms:

Search type:

Database:

SEARCH

SCIENCE CITATION INDEX EXPANDED JOURNAL LIST

Search terms: MATERIALY

Total journals found: 1

1. KOVOVE MATERIALY-METALLIC MATERIALS

Bimonthly ISSN: 0023-432X

REDAKCIA KOVOVE MATERIALY, UL RACIANSKA 75, PO BOX 95, BRATISLAVA 38,
SLOVAKIA, 830 08

1. [Science Citation Index Expanded](#)
2. [Current Contents - Engineering, Computing & Technology](#)

KOVOVÉ MATERIÁLY

METALLIC MATERIALS

Mon - October 20, 2014 - 20:32

No. of hits : 579536

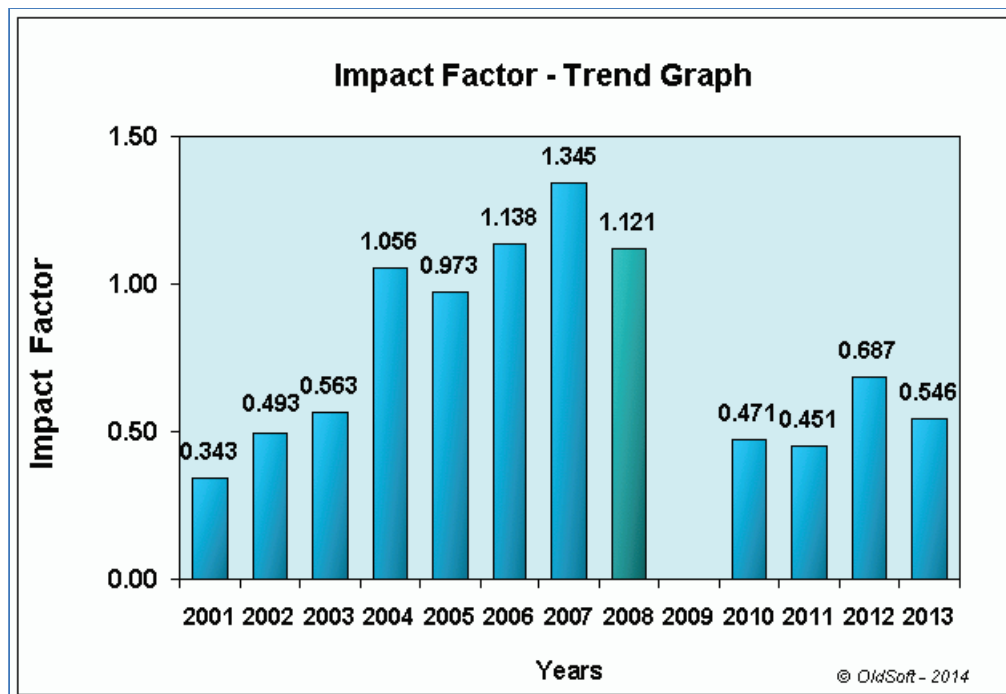
ISSN 1338-4252 (online) ISSN 0023-432X (printed)

© Institute of Materials and Machine Mechanics, Slovak Academy of Sciences, Bratislava, Slovak Republic

General information

• Impact factor

Current impact factor for year 2013 is **0.546**



Impact Factor - Trend Graph of KOVOVE MATER.

in: [Journal Citation Reports](#)® published by Thomson Reuters, 2014

*) Calculated by Editorial office of Kovové Materiály - Metallic Materials according to the database of Web of Science®



UMMS SAV - Bratislava (SK)

ver. 1.5.3 (oš)



Full title of this journal is bilingual: **Kovové materiály - Metallic Materials**.
The official abbreviation in accordance with JCR ISI is **Kovove Mater**.

Article abstracts updated: 2014-10-09 10:41

Articles in press revised: 2014-10-13 13:55

Full text pdf uploaded: 2014-10-09 08:27

Information updated: 2014-07-31 10:48

© OldSoft, 2004, ..., 2014

Dr.-Ing. Thomas WEIßGÄRBER

Fraunhofer Institute for Manufacturing Technology
and Advance Materials IFAM
Dresden, Germany




UMMS SAV - Bratislava (SK)


ver. 1.5.3 (oš)




Full title of this journal is bilingual: **Kovové materiály - Metallic Materials**.
The official abbreviation in accordance with JCR ISI is **Kovove Mater**.

Article abstracts updated: 2014-10-09 10:41 

Articles in press revised: 2014-10-13 13:55 

Full text pdf uploaded: 2014-10-09 08:27 

Information updated: 2014-07-31 10:48 

© OldSoft, 2004, ..., 2014

KOVOVÉ MATERIÁLY

METALLIC MATERIALS

Thu - February 12, 2015 - 11:13

No. of hits : 612204

ISSN 1338-4252 (online) ISSN 0023-432X (printed)

© Institute of Materials and Machine Mechanics, Slovak Academy of Sciences, Bratislava, Slovak Republic

VOLUME 52 (2014), Issue 5

Copper-assisted stress-corrosion cracking of stainless steel steam mesh

STOULIL, J., ŠEFL, V., BYSTRIANSKÝ, J.

Key words: *stainless steel, oxidation, X-ray diffraction (XRD), X-ray photoelectron spectroscopy (XPS), scanning electron microscopy (SEM), glow discharge optical emission spectroscopy (GD-OES)*

vol. 52 (2014), no. 5, pp. 243 - 247

[Abstract](#)[Full Text](#) (288 kB)

Determination of ductile fracture criteria for bulk and PM materials

KVACKAJ, T., TIŽA, J., KOVÁČOVÁ, A., KOČIŠKO, R., BACSÓ, J.

Key words: *aluminium alloys, HSLA, physical simulations, mathematical simulation, Cockcroft-Latham fracture criterion*

vol. 52 (2014), no. 5, pp. 249 - 254

[Abstract](#)[Full Text](#) (194 kB)

A study on wear and machinability of AZ series (AZ01-AZ91) cast magnesium alloys

AKYUZ, B.

Key words: *machinability, cutting force, wear resistance, AZ series magnesium alloys, flank built-up*

vol. 52 (2014), no. 5, pp. 255 - 262

[Abstract](#)[Full Text](#) (441 kB)

The effect of heat treatment temperature on the properties of the composite duplex electroless coating of Ni-P/Ni-B-BN containing boron nitride nanoparticles

BAIBORDI, A., AMINI, K., BINA, M. H., DEGHAN, A.

Key words: *nickel-boron electroless coating, heat treatment, corrosion, hardness, wear resistance*

vol. 52 (2014), no. 5, pp. 263 - 268

[Abstract](#)[Full Text](#) (339 kB)

Assessment of fatigue damage development in power engineering steel by local strain analysis

KUKLA, D., KOWALEWSKI, Z., GRZYWNA, P., KUBIAK, K.

Key words: *fatigue test, steels, fracture, scanning electron microscopy, microstructure*

vol. 52 (2014), no. 5, pp. 269 - 277

[Abstract](#)[Full Text](#) (732 kB)

The effect of atmosphere on reactions in Ni-Al green compacts subjected to thermal treatment in argon and air

OPALEK, A., ŠTEFÁNIK, P., IŽDINSKÝ, K., KÚDELA Jr., S., ZEMÁNKOVÁ, M., ŠVEC Jr., P.

Key words: *oxidation, nickel aluminides, metal matrix composites, reactive synthesis, differential thermal analysis, thermogravimetric analysis*

vol. 52 (2014), no. 5, pp. 279 - 285

[Abstract](#)[Full Text](#) (397 kB)

Comparative assessment on microstructure and mechanical properties of continuous and pulse-

current GTA welds of AISI 304 and Monel 400**DEVENDRANATH RAMKUMAR, K., ARIVAZHAGAN, N., NARAYANAN, S.****Key words:** *dissimilar metal welding, mechanical properties, Monel 400, AISI 304 stainless steel*

vol. 52 (2014), no. 5, pp. 287 - 298

[Abstract](#)[Full Text](#) (949 kB)**Reverse indentation size effect of a duplex steel****MAJIC RENJO, M., REDE, V., ČURKOVIĆ, L.****Key words:** *duplex steel, Vickers hardness, reverse indentation size effect*

vol. 52 (2014), no. 5, pp. 299 - 304

[Abstract](#)[Full Text](#) (232 kB)**Microstructure characteristics of Ti-2Al-Mn/Al 1060 dissimilar joint by pulsed gas metal arc welding-brazing****WEI, S., LI, Y., WANG, J., LIU, K., ZHANG, P.****Key words:** *Ti-2Al-Mn alloy, Al 1060, pulsed gas metal arc welding, microstructure, micro-hardness*

vol. 52 (2014), no. 5, pp. 305 - 311

[Abstract](#)[Full Text](#) (676 kB)**Tribological behaviour and local mechanical properties of magnesium-alumina composites****HUANG, S.-J., LIN, P.-C., BALLÓKOVÁ, B., HVIZDOŠ, P., BESTERCI, M.****Key words:** *magnesium, alumina, ultra fine grains composite, severe plastic deformation, local mechanical properties, wear*

vol. 52 (2014), no. 5, pp. 313 - 319

[Abstract](#)[Full Text](#) (449 kB)*Info: 10 records found.*

UMMS SAV - Bratislava (SK)

[ver. 1.5.3](#) (oš)

Full title of this journal is bilingual: **Kovové materiály - Metallic Materials**.
The official abbreviation in accordance with JCR ISI is **Kovove Mater**.

Article abstracts updated: 2015-01-23 14:09

Articles in press revised: 2015-02-09 15:05

Full text pdf uploaded: 2014-11-27 13:31

Information updated: 2014-07-31 10:48

© OldSoft, 2004, ..., 2015

KOVOVÉ MATERIÁLY

METALLIC MATERIALS

Mon - October 20, 2014 - 20:31

No. of hits : 579536

ISSN 1338-4252 (online) ISSN 0023-432X (printed)

© Institute of Materials and Machine Mechanics, Slovak Academy of Sciences, Bratislava, Slovak Republic

General information

• Editorial board

| | |
|------------------------------------|---|
| Prof. Fujio ABE | National Institute for Material Science Tsukuba, Japan |
| Prof. Michal BESTERCI | Institute of Materials Research SAS Košice, Slovak Republic |
| Prof. Sergey V. DOBATKIN | Baykov Metallurgy and Materials Institute RAS Moscow, Russia |
| Prof. Jeff Th. M. De HOSSON | University of Groningen Groningen, The Netherlands |
| Prof. Yuri ESTRIN | Monash University Victoria, Australia |
| Prof. Ernest GONDÁR | Slovak University of Technology in Bratislava Bratislava, Slovak Republic |
| Assoc. Prof. Viliam HRNČIAR | Slovak University of Technology in Bratislava Bratislava, Slovak Republic |
| Prof. Jozef JANOVEC | Slovak University of technology in Bratislava Trnava, Slovak Republic |
| Prof. Pascal J. JAQUES | Universiteatholique de Louvain Louvain-la-Neuve, Belgium |
| Prof. Yeau-Ren JENG | National Chung Cheng University Ming-Hsiung, Taiwan (ROC) |
| Prof. Lin JUNPIN | University of Science and Technology Beijing, P. R. China |
| Dr. Juraj LAPIN | Institute of Materials and Machine Mechanics SAS Bratislava, Slovak Republic |
| Prof. Milan MARÔNEK | Slovak University of Technology in Bratislava Trnava, Slovak Republic |
| Dr. Kristián MÁTHIS | Charles University in Prague Prague, Czech Republic |
| Prof. Václav SKLENIČKA | Institute of Physic of Materials AS CR Brno, Czech Republic |
| Prof. Feliks STACHOWICZ | Rzeszow University of Technology Rzeszów, Poland |
| Prof. Zhirui WANG | Univesity of Toronto Toronto, Canada |
| Dr. Ludger WEBER | Swiss Federal Institute of Technology EPFL Lausanne, Switzerland |

KOVOVÉ MATERIÁLY

METALLIC MATERIALS

Mon - October 20, 2014 - 20:31

No. of hits : 579536

ISSN 1338-4252 (online) ISSN 0023-432X (printed)

© Institute of Materials and Machine Mechanics, Slovak Academy of Sciences, Bratislava, Slovak Republic

General information

- [Journal information](#)
- [Editorial office](#)
- [Editorial board](#)
- [Impact factor](#)
- [Distribution](#)

Description of journal

Kovove Materialy - Metallic Materials is dedicated to publishing original theoretical and experimental papers concerned with structural, nanostructured, and functional metallic and selected non-metallic materials. Emphasis is placed on those aspects of the science of materials that address:

- the relationship between the microstructure of materials and their properties, including mechanical, electrical, magnetic and chemical properties;
- the relationship between the microstructure of materials and the thermodynamics, kinetics and mechanisms of processes;
- the synthesis and processing of materials, with emphasis on microstructural mechanisms and control;
- advances in the characterization of the microstructure and properties of materials with experiments and models which help in understanding the properties of materials.



UMMS SAV - Bratislava (SK)

ver. 1.5.3 (oš)



Full title of this journal is bilingual: **Kovové materiály - Metallic Materials**.
The official abbreviation in accordance with JCR ISI is **Kovove Mater**.

Article abstracts updated: 2014-10-09 10:41 
Articles in press revised: 2014-10-13 13:55 
Full text pdf uploaded: 2014-10-09 08:27 
Information updated: 2014-07-31 10:48 

© OldSoft, 2004, ..., 2014